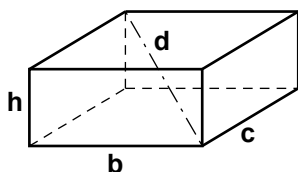


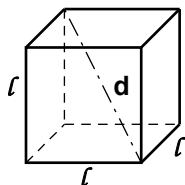
## SOLIDI

### PARALLELEPIPEDO RETTANGOLO



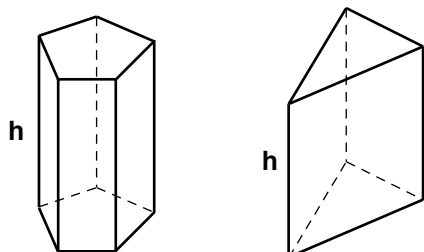
$$\begin{aligned} (2p)_B &= 2(b+c) && \text{(perimetro della base)} \\ S_B &= b \cdot c && \text{(superficie di base)} \\ d &= \sqrt{b^2+c^2+h^2} && \text{(diagonale)} \\ S_L &= (2p)_B \cdot h && \text{(superficie laterale)} \\ S_T &= S_L + 2 \cdot S_B && \text{(superficie totale)} \\ V &= S_B \cdot h && \text{(volume)} \end{aligned}$$

### CUBO



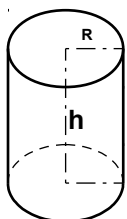
$$\begin{aligned} (2p)_B &= 4l && \text{(perimetro della base)} \\ S_B &= l^2 && \text{(superficie di base)} \\ d &= l\sqrt{3} && \text{(diagonale)} \\ S_L &= (2p)_B \cdot h = 4l^2 && \text{(superficie laterale)} \\ S_T &= S_L + 2 \cdot S_B = 6l^2 && \text{(superficie totale)} \\ V &= S_B \cdot h = l^3 && \text{(volume)} \end{aligned}$$

### PRISMA RETTO



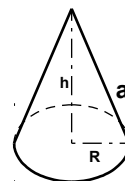
$$\begin{aligned} S_L &= (2p)_B \cdot h && \text{(superficie laterale)} \\ S_T &= S_L + 2 \cdot S_B && \text{(superficie totale)} \\ V &= S_B \cdot h && \text{(volume)} \end{aligned}$$

### CILINDRO CIRCOLARE RETTO



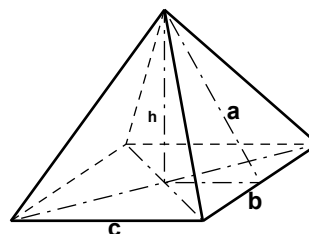
$$\begin{aligned} C_B &= 2\pi R && \text{(circonferenza di base)} \\ S_B &= \pi R^2 && \text{(superficie di base)} \\ S_L &= C_B \cdot h && \text{(superficie laterale)} \\ S_T &= S_L + 2 \cdot S_B && \text{(superficie totale)} \\ V &= S_B \cdot h && \text{(volume)} \end{aligned}$$

### CONO CIRCOLARE RETTO



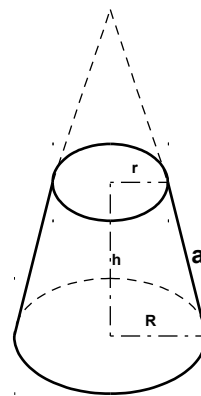
$$\begin{aligned} C_B &= 2\pi R && \text{(circonferenza di base)} \\ S_B &= \pi R^2 && \text{(superficie di base)} \\ S_L &= \frac{C_B \cdot a}{2} && \text{(superficie laterale)} \\ S_T &= S_L + S_B && \text{(superficie totale)} \\ V &= \frac{S_B \cdot h}{3} && \text{(volume)} \end{aligned}$$

### PIRAMIDE RETTA



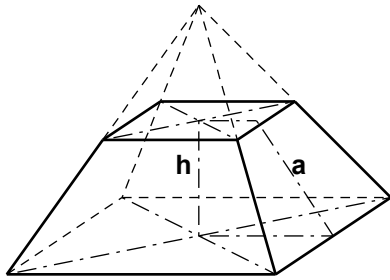
$$\begin{aligned} S_L &= \frac{(2p)_B \cdot a}{2} && \text{(superficie laterale)} \\ S_T &= S_L + S_B && \text{(superficie totale)} \\ V &= \frac{S_B \cdot h}{3} && \text{(volume)} \end{aligned}$$

### TRONCO DI CONO CIRCOLARE RETTO



$$\begin{aligned} S_{B \text{ inf}} &= \pi R^2; & C_{B \text{ inf}} &= 2\pi R \\ S_{B \text{ sup}} &= \pi r^2; & C_{B \text{ sup}} &= 2\pi r \\ S_L &= \frac{[C_{B \text{ inf}} + C_{B \text{ sup}}] \cdot a}{2} = \\ &= \pi(r+R)a && \text{(superficie laterale)} \\ S_T &= S_L + S_{B \text{ inf}} + S_{B \text{ sup}} && \text{(superficie totale)} \\ V &= \frac{(S_{B \text{ inf}} + S_{B \text{ sup}} + \sqrt{S_{B \text{ inf}} \cdot S_{B \text{ sup}}}) \cdot h}{3} = \\ &= \frac{1}{3} \pi h (R^2 + r^2 + Rr) && \text{(volume)} \end{aligned}$$

### TRONCO DI PIRAMIDE RETTA



$$S_L = \frac{[(2p)_{B\ inf} + (2p)_{B\ sup}] \cdot a}{2} \quad (\text{superficie laterale})$$

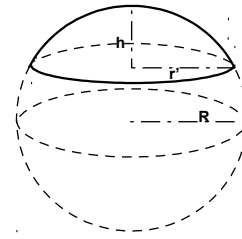
$$S_T = S_L + S_{B\ inf} + S_{B\ sup} \quad (\text{superficie totale})$$

$$V = \frac{(S_{B\ inf} + S_{B\ sup} + \sqrt{S_{B\ inf} \cdot S_{B\ sup}}) \cdot h}{3} \quad (\text{volume})$$

### CALOTTA SFERICA

O

### SEGMENTO SFERICO AD UNA BASE



$$S_B = \pi r'^2 \quad (\text{superficie della base})$$

$$S_L = 2 \pi R h \quad (\text{superficie laterale})$$

$$S_T = S_L + S_B \quad (\text{superficie totale})$$

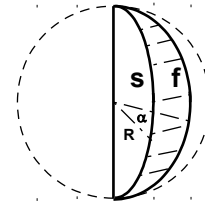
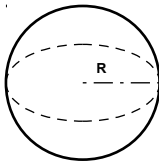
$$V = \frac{1}{3} \pi h^2 (3R - h) \quad (\text{volume})$$

### FUSO E SPICCHIO SFERICO

#### SFERA

$$S = 4 \pi R^2$$

$$V = \frac{4}{3} \pi R^3$$



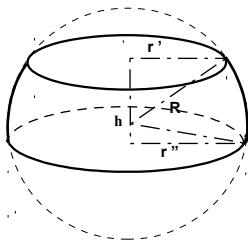
$$S_{\text{fuso}} = \frac{\pi R^2 \alpha^\circ}{90^\circ} \quad (\text{superficie del fuso sferico})$$

$$V_{\text{spicchio}} = \frac{\pi R^3 \alpha^\circ}{270^\circ} \quad (\text{volume dello spicchio sferico})$$

#### ZONA SFERICA

O

### SEGMENTO SFERICO A DUE BASI



$$S_{B\ inf} = \pi r'^2 \quad (\text{superficie della base inferiore})$$

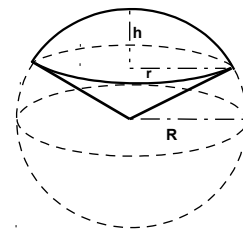
$$S_{B\ sup} = \pi r'^2 \quad (\text{superficie della base superiore})$$

$$S_L = 2 \pi R h \quad (\text{superficie laterale})$$

$$S_T = S_L + S_{B\ inf} + S_{B\ sup} \quad (\text{superficie totale})$$

$$V = \frac{1}{6} \pi h (h^2 + 3 r'^2 + 3 r'^2) \quad (\text{volume})$$

### SETTORE SFERICO



$$S = \pi R (2h + r) \quad (\text{superficie})$$

$$V = \frac{2}{3} \pi R^2 h \quad (\text{volume})$$